


# QUEEN TITANIA

design Alberto Meda / Paolo Rizzatto, 2005

**LUCE  
PLAN**

Type: Suspension  
Light source: 2x250W T-10 halogen/frosted shielded med. base  
Product use: Indoor  
Materials: Steel bearing structure, aluminium lamellar shell  
Colors: Structure in alu  
Filters in violet, yellow, green, blue, red  
Description: With its doubled size and scale, it is designed to enlighten large spaces. A pair of interchangeable filters colour the body of the fitting, without interfering with the emission of white light.

Certifications: 

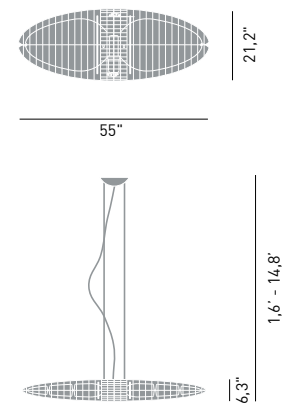
Reference code: Structure  
1D170QHAL520

Filters  
1D170Q/01006 yellow  
1D170Q/01009 violet  
1D170Q/01010 blue  
1D170Q/01007 red  
1D170Q/01011 green

Accessories  
D17Q/02 1D170Q/02020 alu

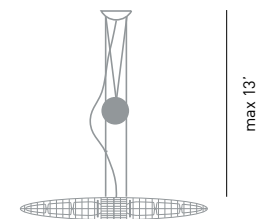


D17 Q



weight 6.6 lb - canopy  $\varnothing$  5.5" h. 1.18"

D17 Q/02  
up and down kit



weight 4.4 lb

